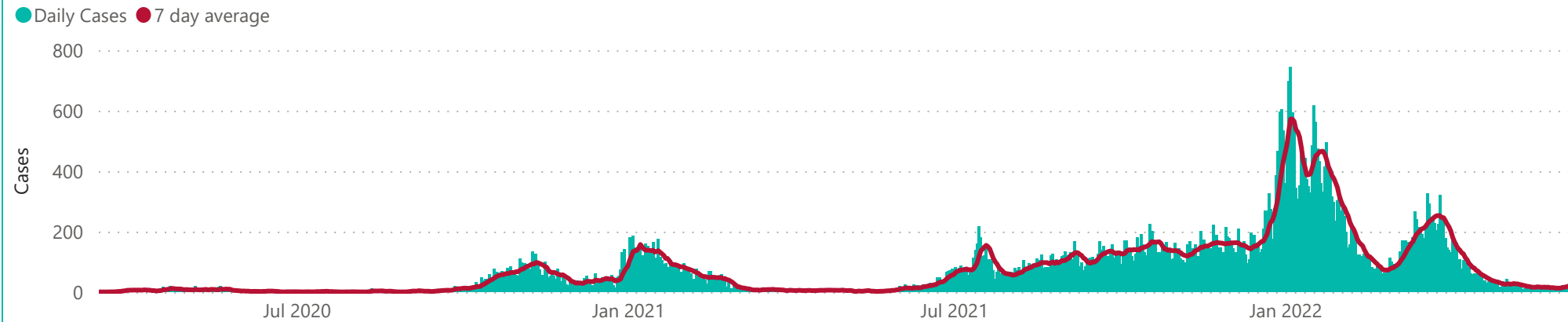


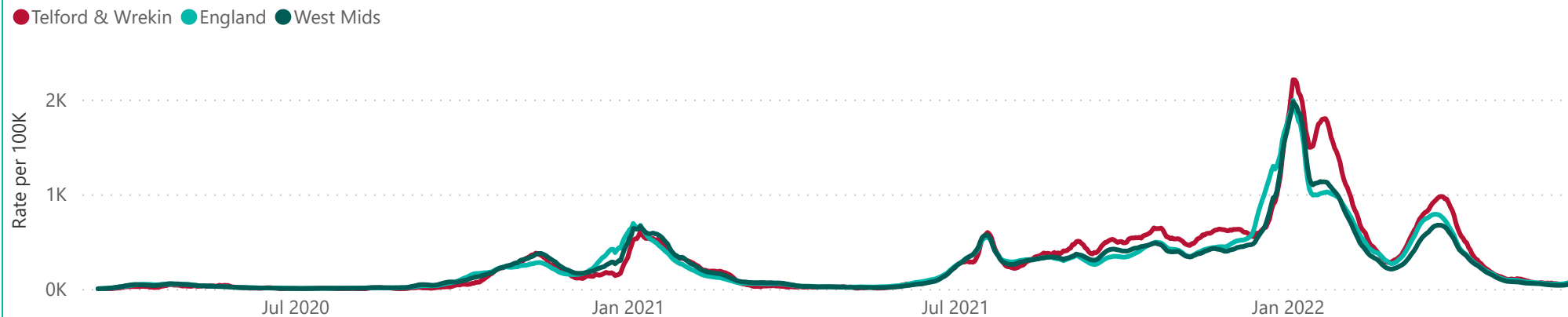
# COVID-19 cases week ending 12 June

## Telford and Wrekin COVID-19 cases



Positive cases as at 12 Jun  
63,889  
Total cases  
167  
Cases in last 7 days  
23.9  
Daily average in last 7 days

## COVID-19 cases - 7 day rate per 100K population



7 day rate as at 12 Jun  
92.1  
Telford & Wrekin  
74.4  
West Mids  
97.2  
England

Source:  
[GOV.UK Coronavirus \(COVID-19\) in the UK](https://www.gov.uk/coronavirus)

Data correct as at 15 June

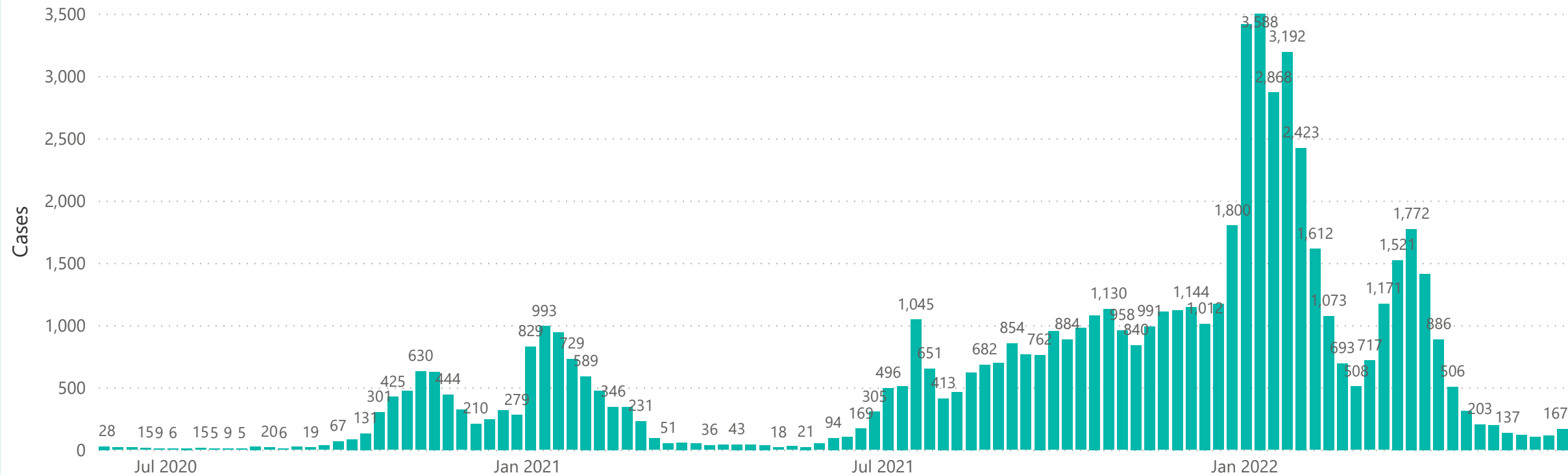
Telford and Wrekin COVID-19 Dashboard  
Produced by the Insight Team [insight.team@telford.gov.uk](mailto:insight.team@telford.gov.uk)

### Disclaimer:

Telford & Wrekin Council, while believing the information in this publication to be correct, does not guarantee its accuracy nor does the Council accept any liability for any direct or indirect loss or damage or other consequences, however arising, from the use of such information supplied. For our full Terms and Disclaimer, please see <http://www.telford.gov.uk/terms>

# COVID-19 total weekly cases

Telford and Wrekin total weekly COVID-19 cases



## About this data:

This chart shows the number of positive cases from the end of May 2020 following the introduction of more widespread testing. Prior to this date most testing was carried out in Hospital and Care Home settings.

## Disclaimer

## Source:

[GOV.UK Coronavirus \(COVID-19\) in the UK](https://www.gov.uk/coronavirus) Data correct as at 15 June.